




**NOCTA**

PERFORACIONES ESPECIALES



La imagen es a modo de referencia.



## ESPECIFICACIONES

### MATERIALES FRECUENTES

#### HIERRO

Espesores: 0,9 / 1,25 / 1,6  
Medidas: 1000x2000 /  
1220x2440

#### GALVANIZADO

Espesores: 0,9 / 1,25 / 1,6  
Medidas: 1000x2000

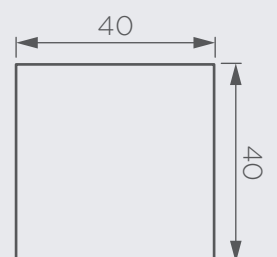
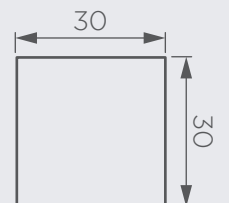
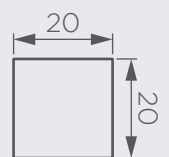
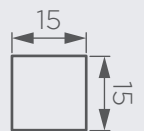
#### ALUMINIO


Espesores: 1,5  
Medidas: 1200x2400

#### ACERO INOXIDABLE

Espesores: 1 / 1,2 / 1,5  
Medidas: 1000x2000 /  
1250x2500

### PERFORACIONES





NOCTA  
ESCALA 1:1